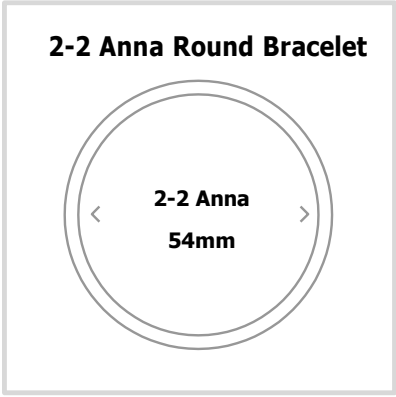


Round Bracelet Size Guide

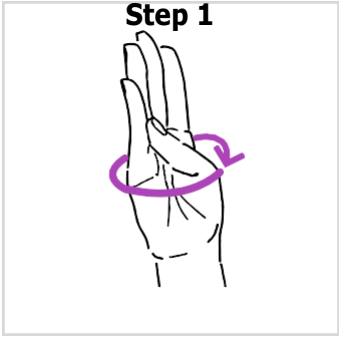
Measure the inner diameter of a bracelet you own.
Use the following chart to determine your bracelet size.



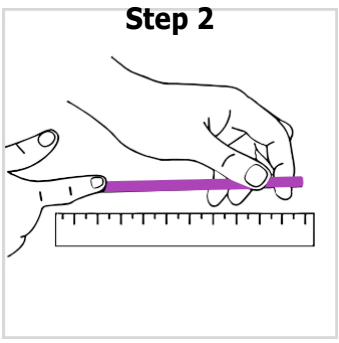
Bracelet Size (Anna)	Diameter(mm)
2-0	50.80
2-1	52.40
2-2	54.00
2-3	55.60
2-4	57.20
2-5	58.70
2-6	60.30
2-7	61.90
2-8	63.50
2-9	65.10
2-10	66.70
2-11	68.30

Or, if you don't have a round bracelet

Measure your hand. For this you will need a measuring tape or a piece of paper and a ruler.



Bring your thumb and little finger together and measure where your hand is the widest as shown in the picture.



Bring your thumb and little finger together and measure where your hand is the widest as shown in the picture.

Step 3

Use the following chart to determine your bracelet size

Bracelet Size (Anna)	Circumference(mm)
2-2	169.4
2-4	179.6
2-6	189.5
2-8	199.4
2-10	209.3
2-12	219.5
2-14	229.4
3	239.3