

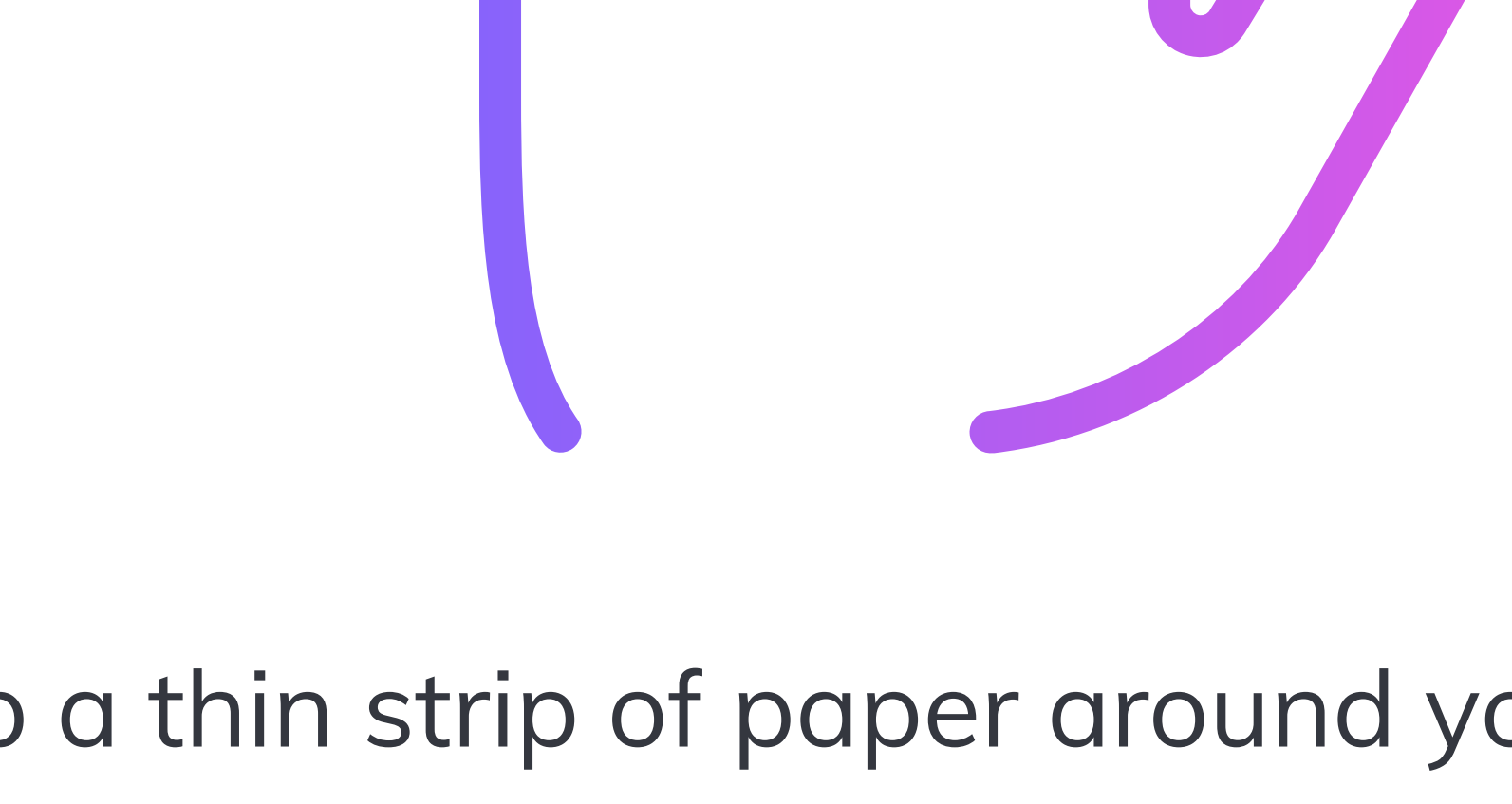


Finding your Ring Size

1. If you Don't have a Ring

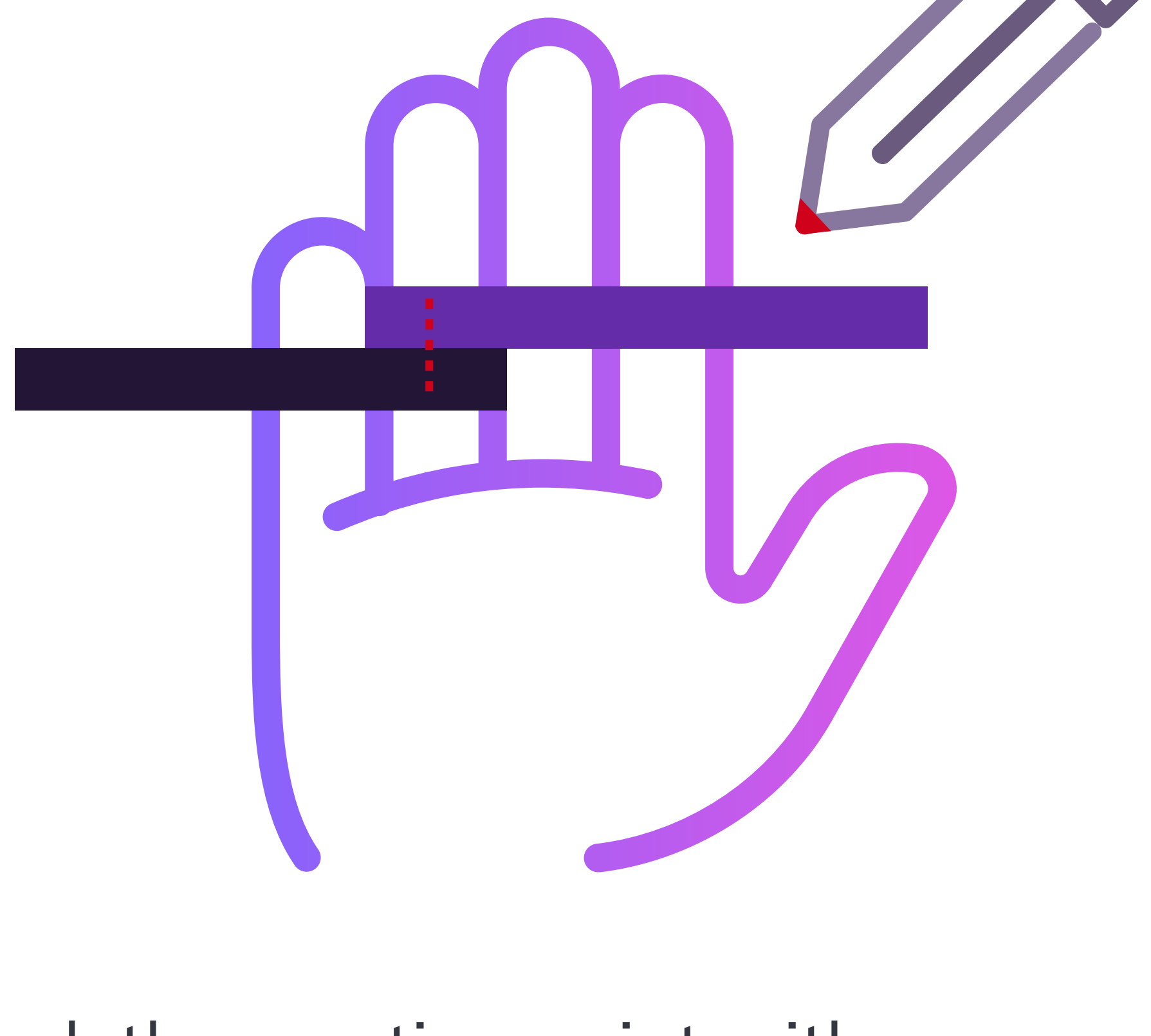
A thin strip of paper, a pen and a ruler

Step 1




Wrap a thin strip of paper around your finger.

Step 2



Mark the meeting point with a pen.

Step 3



Measure the length with a ruler.

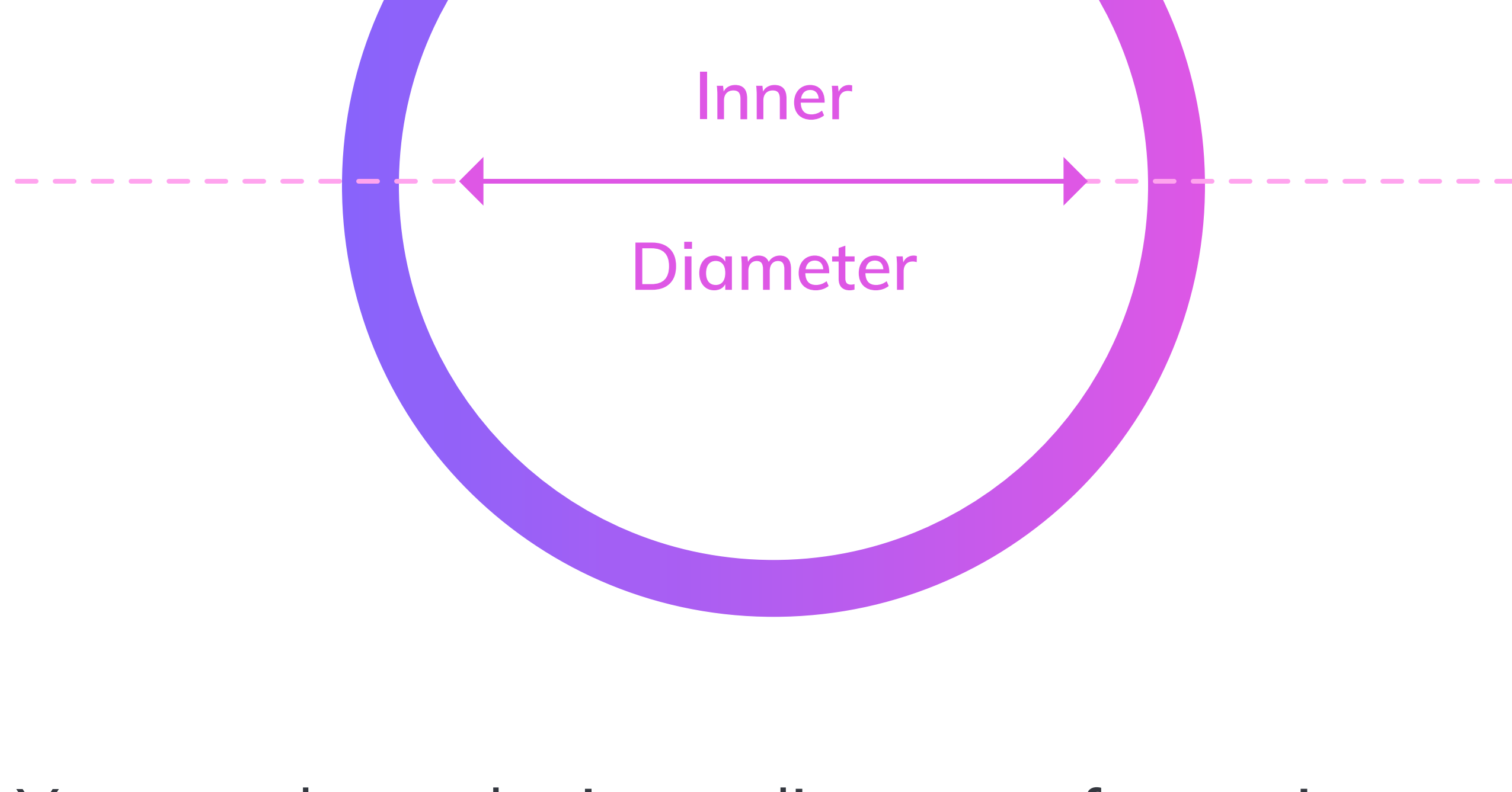
You now have the circumference of your ring, use the following chart to determine your ring size.

Sizes are for **US** scale

Ring size	Inside Circumference (mm)	Ring size	Inside Circumference (mm)
3	44.14	8 1/2	58.21
3 1/2	45.40	9	59.34
4	46.68	9 1/2	60.98
4 1/2	47.97	10	62.33
5	49.32	10 1/2	63.46
5 1/2	50.58	11	64.97
6	51.87	11 1/2	66.22
6 1/2	53.16	12	67.51
7	54.51	12 1/2	68.77
7 1/2	55.76	13	70.15
8	57.15	13 1/2	71.00

2. If you Have a Ring

1. Place the ring.
2. Measure the largest on the ruler.
3. Measure the distance from center between the inner edges of your ring.



You now have the inner diameter of your ring, use the following chart to determine your ring size.

Sizes are for **US** scale

Ring size	Inside Diameter (mm)	Ring size	Inside Diameter (mm)
3	14.05	8 1/2	18.53
3 1/2	14.45	9	18.89
4	14.86	9 1/2	19.41
4 1/2	15.27	10	19.84
5	15.70	10 1/2	20.20
5 1/2	16.10	11	20.68
6	16.51	11 1/2	21.08
6 1/2	16.92	12	21.49
7	17.35	12 1/2	21.89
7 1/2	17.75	13	22.33
8	18.19	13 1/2	22.60

*The measurement of Length is in millimeter as per Legal Metrology Act, 2009. For convenience of customers its conversion to length value is also reflected.